

FAVRE LEUBA
1737

User Manual & Warranty

CHIEF DATE

V.1.1 – 2025, © FAVRELEUBA.COM

User Manual & Warranty

The history of Favre Leuba is shaped throughout by a pioneering spirit and a willingness to break new ground. By the unswerving pursuit of the exceptional. By brilliant creativity and technical excellence. By highly functional and reliable timepieces for those who conquer frontiers, whether in altitude or depth, in heat or freezing cold, north or south of the equator. Still today, our watches are intended for those who are not held back by seemingly fixed limits and who will not be deterred from achieving their goals.

We are therefore delighted that you too have opted for a model from Favre Leuba! Your watch has been made to the highest quality standards and with the best materials by qualified watchmakers. In order to ensure that you will be able to enjoy your Favre Leuba watch for a long time to come, we ask that you take note of the information and instructions contained in this user and warranty manual.

We hope you will enjoy many unforgettable hours, minutes and seconds with your Favre Leuba watch.

Team Favre Leuba

Content Index

I. INTERNATIONAL FAVRE LEUBA WARRANTY

Excluded from the international Favre Leuba warranty

Details of the international warranty

II. USER MANUAL

Functions of the crown

Winding the watch

Setting the time and date

III. RECOMMENDATIONS FOR CARE AND MAINTENANCE

Care instructions

Water-resistance

Servicing your watch

IV. MATERIALS

Sapphire glass

Rubber straps

Leather straps

Luminosity of hands and index marks

I. International Warranty

Every Favre Leuba watch is crafted to the highest standards and rigorously tested. In case of defects, it comes with a 36-month international warranty from date of purchase in accordance with the provisions below. The warranty covers material and manufacturing faults present at the time of delivery.

Please note that the 2 year international Favre Leuba warranty only comes into force if the warranty certificate has been filled out and registered completely on the brand website. To extend the warranty for 1 more year, go the following warranty page of the website and enter the serial number in the box provided www.favreleuba.com/warranty. Then click on the link to extend the warranty and enter the relevant details. During the warranty period, you can arrange for any material or manufacturing fault covered by the warranty to be repaired free of charge on presentation of the valid warranty certificate, however shipping charges will be levied as applicable. If it is not possible to rectify the defect and restore normal use of under warranty your Favre Leuba watch by repairing it, Favre Leuba guarantees to replace it with a Favre Leuba watch with identical or similar features.

Favre Leuba in turn provides you with an international warranty for the replacement watch of 36 months from the date of your receipt of that replacement watch. Upon expiration of the warranty period, any repairs will be subject to a service charge as defined by the brand.

Excluded from the international Favre Leuba warranty are:

- ▶ Defects and damages caused by loss, theft, fire or other factors outside the area of responsibility of Favre Leuba;
- ▶ Defects resulting from normal wear and ageing (e.g. scratches to the glass, color or material changes to straps made of non-metallic materials such as leather, textile or rubber; natural wearing of the coating);
- ▶ Damage to watch parts as a result of incorrect, improper treatment, a lack of care, accidents (impacts, dents, breaks, broken glass), inappropriate use of the watch and failure to comply with the user manual provided by Favre Leuba;

- ▶ Damage or loss of any sort, which could probably be seen as caused by the use, stopping, defects or inaccurate functioning of a Favre Leuba watch;
- ▶ Favre Leuba watches that have been damaged by handling by unauthorized third parties (e.g. when replacing the battery, during the provision of unauthorized customer services, servicing or repair work) or the original condition of which has been altered without the involvement of Favre Leuba;
- ▶ Routine servicing and repair work.

Any further claims against Favre Leuba are expressly excluded, e.g. compensation for damage not covered by the above warranty. Rights to which you are anyway entitled in respect of Favre Leuba under statutory provisions are excluded from this regulation.

The above international Favre Leuba warranty:

- ▶ Is independent of any warranty provided by the retailer, for which the latter alone is responsible.
- ▶ Does not limit either the rights of the customer in respect of the retailer or any other rights that the customer has in respect of the retailer on the basis of mandatory statutory provisions.

For repairs or service, please contact official Favre Leuba service centers or authorized Favre Leuba retailers. They will provide all of the services and carry out any work required in accordance with our high standards.

The addresses of the official Favre Leuba service centers and of authorized Favre Leuba retailers can be found on our website at www.favreleuba.com. Your Chief Date from Favre Leuba shows the hours, minutes, and seconds. It also has a date function that can be used to view the date.

II. User manual



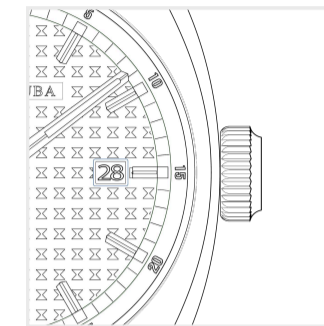
Watch components

- A** Minutes Hand
- C** Date Window
- E** Hours Hand
- B** Crown
- D** Seconds Hand

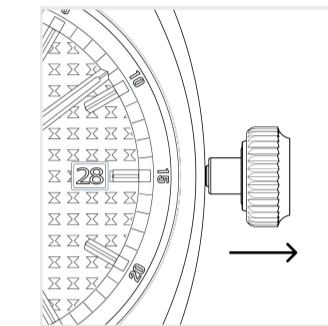
Winding the watch

Your Favre Leuba watch features an automatic movement, powered by the natural motion of your wrist. When fully wound, it has a power reserve of about 68 hours, so it doesn't need daily winding for short breaks (e.g., overnight). Manual winding is required only when starting it for the first time or after prolonged disuse. Turn the crown approximately 40 times clockwise to fully wind it.

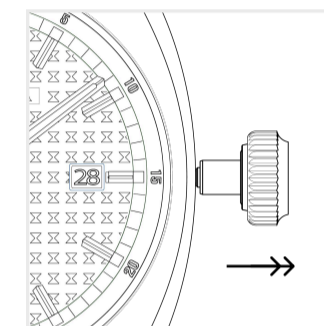
Setting the date and time



**Position 0:
Normal Position**
Crown closed, turn the crown clockwise for winding the watch



**Position 1:
Date Setting**
Pull the crown gently and turn to set the date



**Position 2:
Time Setting**
Pull the crown gently to position 2 and turn to set the hours and minutes

Date

Pull the crown out to position 1 to set the date, which stops the movement. Turn the crown in the appropriate direction so that the date indication displays the date required. Then push the crown back to position 0.

Time

Pull the crown to position 2 to set the time. Turn the crown in the appropriate direction so that the hands **A** and **E** show the time required. Then push the crown back to position 0.

III. Recommendations For Care And Maintenance

Your Favre Leuba watch is a precision instrument of the highest quality. In order to ensure that it continues to work perfectly over many years, we advise you to observe the following recommendations concerning maintenance and service intervals.

Care Instructions

- ▶ Do not put your watch on any devices that generate or produce magnetic fields, such as loudspeakers or refrigerators. These magnetic fields can damage your watch.
- ▶ Always rinse your watch with fresh water after contact with sea or chlorinated water. Allow leather straps to dry in the air, never on any heating devices.
- ▶ As a precaution, avoid thermal and other shocks.
- ▶ Always lock the crown carefully. This is the only way to ensure that no water can penetrate the case and the movement.
- ▶ Note that chemical products such as solvents and detergents, perfume and cosmetics can damage the strap, case or seals.
- ▶ Avoid exposing your watch to extreme temperatures (over 60°C or 140°F and under 0°C or 32°F) and to large temperature fluctuations.
- ▶ Never use chronograph buttons under water, otherwise water may penetrate the case and thus the movement.

Water-Resistance

The Chief Date is water-resistant to at least 10 bar (100 meters), with details engraved into the base of the case. Water resistance may decrease due to aging seals or crown impacts. We recommend checking it regularly or after unusual stress.

This check is also required after opening the watch or servicing. For warranty compliance, it must be done at an authorized Favre Leuba service center or retailer.

Equivalent values for water-resistance in both metric and Anglo-Saxon systems:				
Unit of measure	Water-resistance			
bar / atm (pressure)	10	20	30	50
m* (meter)	100	200	300	500
psi	145	290	435	725
ft* (foot)	328	656	984	1640

*The values of water depth, given in feet or meters, correspond to the pressure measured during tests in accordance with the ISO 22810 standard.

NOTE: Information about water-resistance in meters, feet or bar refers to theoretical pressure and temperature test standards and cannot be equated with the actual depth of a dive. With watches that are water-resistant up to 10 bar/100 m, you can wash your hands, take a shower and go swimming; with watches that are water-resistant from 20 bar/200 m onwards, you can also go diving.

Servicing Your Watch

All parts of your Favre Leuba watch are crafted from high-quality materials, but some are subject to natural wear over time. You should therefore regularly have your watch serviced to ensure optimal performance, depending on the model, usage, and climate. It is recommended to service your watch every 4–5 years at an official Favre Leuba service center, equipped with the tools and expertise to meet our strict quality standards. Find service center details at www.favreleuba.com.

IV. Materials

Sapphire Glass

All Favre Leuba watches have a high quality sapphire glass. This is made from synthetically manufactured sapphires and is extremely resistant to scratches. In order to ensure that the watch can always be read very clearly, the sapphire glass used has a non-reflective layer on one or both sides. This may become scratched during wear. However, this is a natural form of wear and is therefore excluded from the warranty.

Rubber Straps

Favre Leuba straps made from high-quality rubber display outstanding water resistance and resistance to ageing. Along with excellent mechanical properties, they are also characterized by high resistance to aggressive and extreme environmental conditions. We recommend cleaning a rubber strap regularly with soapy water,

Leather Straps

Favre Leuba uses first-class leather for its straps. In order to ensure that they remain in good condition for as long as possible, we recommend

Luminosity Of Hands And Index Marks

In order to allow you to see your Favre Leuba watch without difficulty even in poor light conditions, the hands and index marks on the dials of most models are provided with Super-LumiNova® luminous pigment. Super- LumiNova® is entirely free from radioactive additives and is charged by sunlight or artificial light, so a watch should not be permanently protected from these light sources. As the luminescent pigments retain their properties, they can be recharged any number of times.

COPYRIGHT © 2025, FAVRE LEUBA

FAVRE LEUBA
1737

Thank you!

USER MANUAL, CHIEF DATE
V.1.1 – 2025, © FAVRELEUBA.COM