



FAVRE-LEUBA



RAIDER DEEP BLUE

USER MANUAL & WARRANTY

USER MANUAL AND WARRANTY

The history of Favre-Leuba is shaped throughout by a pioneering spirit and a willingness to break new ground. By the unswerving pursuit of the exceptional. By brilliant creativity and technical excellence. By highly functional and reliable timepieces for those who conquer frontiers, whether in altitude or depth, in heat or freezing cold, north or south of the equator.

Still today, our watches are intended for those who are not held back by seemingly fixed limits and who will not be deterred from achieving their goals. We are therefore

delighted that you too have opted for a model from Favre-Leuba! Your watch has been made to the highest quality standards and with the best materials by qualified watchmakers. In order to ensure that you will be able to enjoy your Favre-Leuba watch for a long time to come, we ask that you take note of the information and instructions contained in this User and Warranty Manual.

We hope you will enjoy many unforgettable hours, minutes and seconds with your Favre-Leuba watch.

Your Favre-Leuba Team

CONTENT

INTERNATIONAL FAVRE-LEUBA WARRANTY	4
USER MANUAL	
Functions of the crown	5
Winding the watch	6
Setting the time and stopping the second hand	6
Quick adjustment of the date	6
Use of the rotating bezel	6
TOLERANCES FOR WATCH MOVEMENTS	
Mechanical movements	6
RECOMMENDATIONS FOR CARE AND MAINTENANCE	
Care instructions	7
Water-resistance	7
Servicing your watch	7
MATERIALS	
Sapphire glass	8
Leather straps	8
Rubber straps	8
PVD coating (gunmetal)	8
Luminosity of hands and index marks	8

INTERNATIONAL FAVRE-LEUBA WARRANTY

Every watch from Favre-Leuba is made carefully to the highest quality standards and undergoes the strictest controls before it is put on sale. If defects nevertheless occur, Favre-Leuba AG provides you with an international warranty for sixty (60) months from the date of purchase in accordance with the provisions below. The warranty covers material and manufacturing faults, which existed when the purchased Favre-Leuba watch was delivered.

Please note that the international Favre-Leuba warranty only comes into force if the warranty certificate has been filled out and registered completely and correctly by an official Favre-Leuba retailer. During the warranty period, you can arrange for any material or manufacturing fault covered by the warranty to be repaired free of charge on presentation of the valid warranty certificate, however shipping charges will be levied as applicable. If it is not possible to rectify the defect and restore normal use of your Favre-Leuba watch by repairing it, Favre-Leuba AG guarantees to replace it with a Favre-Leuba watch with identical or similar features. Favre-Leuba AG in turn provides you with an international warranty for the replacement watch of sixty (60) months from the date of your receipt of that replacement watch. Upon expiration of the warranty period, any repairs will be subject to a service charge as defined by the brand.

Excluded from the international Favre-Leuba warranty are:

- defects and damages caused by loss, theft, fire or other factors outside the area of responsibility of Favre-Leuba AG;
- defects resulting from normal wear and ageing (e.g. scratches to the glass, color or material changes to straps made of non-metallic materials such as leather, textile or rubber; natural wearing of the coating);
- damage to watch parts as a result of incorrect, improper treatment, a lack of care, accidents (impacts, dents, breaks, broken glass), inappropriate use of the watch and failure to comply with the user manual provided by Favre-Leuba AG;
- damage or loss of any sort, which could probably be seen as caused by the use, stopping, defects or inaccurate functioning of a Favre-Leuba watch;
- Favre-Leuba watches that have been damaged by handling by unauthorized third parties (e.g. when replacing the battery, during the provision of unauthorized customer services, servicing or repair work) or the original condition of which has been altered without the involvement of Favre-Leuba AG;
- routine servicing and repair work.

Any further claims against Favre-Leuba AG are expressly excluded, e.g. compensation for damage not covered by the above warranty. Rights to which you are anyway entitled in respect of Favre-Leuba AG under statutory provisions are excluded from this regulation.

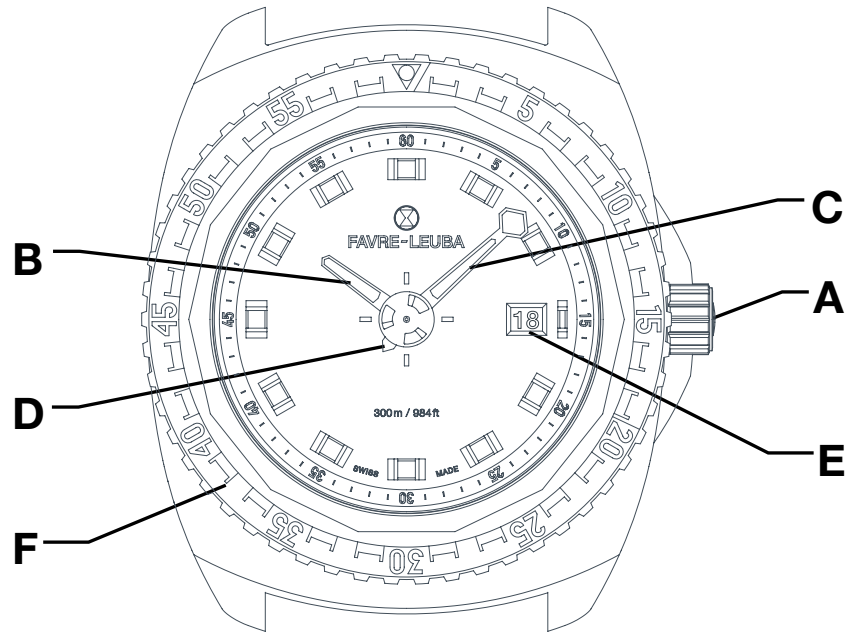
The above international Favre-Leuba warranty:

- is independent of any warranty provided by the retailer, for which the latter alone is responsible.
- does not limit either the rights of the customer in respect of the retailer or any other rights that the customer has in respect of the retailer on the basis of mandatory statutory provisions.

For repairs or service, please contact official Favre-Leuba service centers or authorized Favre-Leuba retailers. They will provide all of the services and carry out any work required in accordance with our high standards.

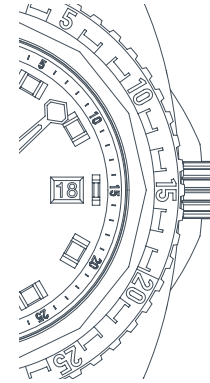
The addresses of the official Favre-Leuba service centers and of authorized Favre-Leuba retailers can be found on our website at **www.favre-leuba.com**.

USER MANUAL

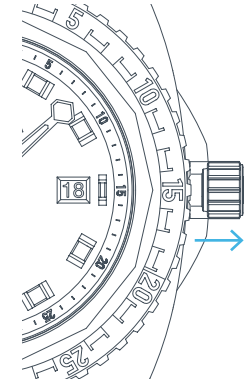


- A:** Crown
- B:** Hour hand
- C:** Minute hand
- D:** Second pointer
- E:** Date display
- F:** Rotating bezel

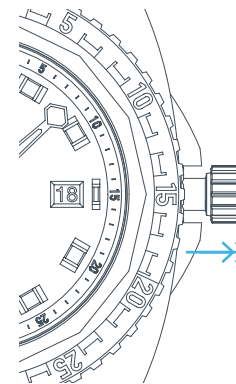
FUNCTIONS OF THE CROWN



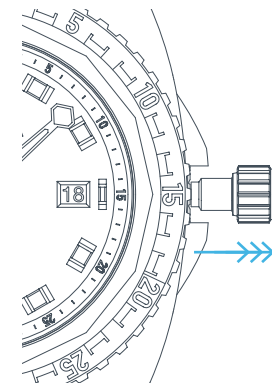
Position 0:
Normal position
Crown closed and screwed-in.



Position 1:
Winding position



Position 2:
Date setting



Position 3:
Time setting

WINDING THE WATCH

Your Favre-Leuba watch has an automatic movement. This means that the natural actions of your wrist wind up the movement. The movement, if fully wound, has a power reserve of at least 38 hours so that you do not have to wind the watch up every time you take it off for a short period (e.g. over night).

Manual winding is necessary only when you put your watch on for the first time or after a lengthy period of not wearing it. To do so, release the screwed-in crown (A) by rotating it counterclockwise and thus moving it to position **1**. Then turn the crown through approximately 40 clockwise rotations to wind the watch up fully. Then screw-in the crown again by pressing and simultaneously turning it clockwise to position **0**.

SETTING THE TIME AND STOPPING THE SECOND HAND

Release the screwed-in crown (A) by rotating it counterclockwise and moving it to position **1**. Now pull the crown out to position **3** to set the time, which stops the movement. Turn the crown in the appropriate direction so that the hands (B and C) show the time required.

Then push the crown back into position **1** and screw it by pressing and simultaneously turning it clockwise to position **0**. If the hour hand (B) moves past midnight (24.00) when setting the time, the date display (E) jumps forward by one.

QUICK ADJUSTMENT OF THE DATE

In months with fewer than 31 days, manual adjustment of the date is necessary. To do so, pull out the released crown (A) to position **2**. Set the date (E) by **turning the crown clockwise**. Then push the crown back into position **1** and screw it by pressing and

simultaneously turning it clockwise to position **0**. You should not carry out any quick adjustment of the date between 8.00 p.m. and 2.00 a.m., as the date is automatically being turned on by the movement during this time.

USE OF THE ROTATING BEZEL

Before starting a dive, set the zero marking of the rotating bezel (F) to the position of the minute hand (C). By doing this, you can see how much diving time has elapsed while you are diving.

For safety reasons, the bezel can only be rotated counterclockwise. If the rotating bezel is turned accidentally during a dive, this means that a longer diving time is always shown. This reduces the risk of accident.

TOLERANCES FOR WATCH MOVEMENTS

MECHANICAL MOVEMENTS

The precision of a mechanical movement varies depending on the habits of the person

who is wearing the watch. The accuracy of a mechanical watch from Favre-Leuba is usually between 0 and +14 seconds a day.

RECOMMENDATIONS FOR CARE AND MAINTENANCE

Your Favre-Leuba watch is a precision instrument of the highest quality. In order to ensure that it continues to work perfectly

over many years, we advise you to observe the following recommendations concerning maintenance and service intervals.

CARE INSTRUCTIONS

- Do not put your watch on any devices that generate magnetic fields, such as loudspeakers or refrigerators. These magnetic fields can damage your watch.
- Always rinse your watch with fresh water after contact with sea or chlorinated water. Allow leather straps to dry in the air, never on any heating devices.
- As a precaution, avoid thermal and other shocks.
- Always lock the crown carefully. This is the only way to ensure that no water can penetrate the case and the movement.
- Clean metallic straps and water-resistant cases with a toothbrush and soapy water. Use a soft cloth for drying.
- Note that chemical products such as solvents and detergents, perfume and cosmetics can damage the strap, case or seals.
- Avoid exposing your watch to extreme temperatures (over 60°C or 140°F and under 0°C or 32°F) and to large temperature fluctuations.
- Never use chronograph buttons under water, otherwise water may penetrate the case and thus the movement.

WATER-RESISTANCE

All watches from Favre-Leuba are water-resistant and can withstand water pressure of at least 10 bar (depth of 100 meters). The details of the water-resistance of your Favre-Leuba watch is engraved into the base of the case. The absolute water-resistance of a watch is not permanent and can be affected by ageing of the seals or by impacts

on the crown. We therefore recommend that you have the water-resistance of your watch checked annually or after exposure to unusual stress. This check must also be carried out after opening the watch and after servicing. In order to comply with the terms of the warranty, this check must be carried out by an authorized Favre-Leuba service center or an authorized Favre-Leuba retailer.

Equivalent values for water-resistance in both metric and Anglo-Saxon systems:

Unit of measure	Water-resistance			
bar / atm (pressure)	10	20	30	50
m* (meter)	100	200	300	500
psi	145	290	435	725
ft* (foot)	328	656	984	1640

* The values of water depth, given in feet or meters, correspond to the pressure measured during tests in accordance with the ISO 22810 standard.

NOTE:

Information about water-resistance in meters, feet or bar refers to theoretical pressure and temperature test standards and cannot be equated with the actual depth of a dive. With watches that are watertight up to 100 m/10 bar, you can wash your hands, take a shower and go swimming; with watches that are water-resistant from 200 m/20 bar onwards, you can also go diving

IMPORTANT:

Please note the following information for the optimal water-resistance of your watch:

- After every action such as manual winding or setting the time, move the crown back into position **1** and lock it by pressing and simultaneously turning it clockwise to position **0**.
- Protect the crown against impacts.
- Never use the crown or buttons under water.

SERVICING YOUR WATCH

All of the parts of your Favre-Leuba watch are made from the best materials. Some of these parts are subject to natural wear. You should therefore have your watch serviced regularly to ensure that it is working perfectly. The frequency of servicing depends on the model, the climate in which the watch is used and the way it is treated. However, it is generally advisable to have your watch

serviced carefully every four or five years at an official Favre-Leuba service center. These centers have the tools and equipment required to carry out servicing work professionally, and guarantee that their services meet our strict quality standards.

The addresses of our service centers can be found on our website at www.favre-leuba.com.

MATERIALS

SAPPHIRE GLASS

All Favre-Leuba watches have a high-quality sapphire glass. This is made from synthetically manufactured sapphires and is extremely resistant to scratches. In order to ensure that the watch can always be read very clearly, the sapphire glass used has a non-reflective layer on one or both sides. This may become scratched during wear. However, this is a natural form of wear and is therefore excluded from the warranty.

LEATHER STRAPS

Favre-Leuba uses first-class leather for its straps. In order to ensure that they remain in good condition for as long as possible, we recommend

- avoiding contact with water and moisture as far as possible to prevent the strap from discoloring and changing shape;
- avoiding exposure of the strap to direct sunlight over a long period, as the color may fade;
- keeping the strap away from greasy or oily substances, solvents, detergents and cosmetic products.

RUBBER STRAPS

Favre-Leuba straps made from high-quality rubber display outstanding water resistance and resistance to ageing. Along with excellent mechanical properties, they are also characterized by high resistance to aggressive and extreme environmental conditions. We recommend cleaning a rubber strap regularly with soapy water, especially on the inside.

PVD COATING (GUNMETAL)

Some Favre-Leuba cases have a PVD coating. During physical vapor deposition (PVD), an ionized metallic vapor is created from a very pure, hard coating material, which forms a coating compound in combination with noble gases. A thin coating is deposited on the surface of the case by condensation. PVD processes – which are among the latest and ecologically most sustainable coating processes – are carried out using high vacuum conditions in a coating chamber.

LUMINOSITY OF HANDS AND INDEX MARKS

In order to allow you to see your Favre-Leuba watch without difficulty even in poor light conditions, the hands and index marks on the dials of most models are provided with Super-LumiNova® luminous pigment. Super-LumiNova® is entirely free from radioactive additives and is charged by sunlight or artificial light, so a watch should not be

permanently protected from these light sources. As the luminescent pigments retain their properties, they can be recharged any number of times. As soon as darkness falls, the luminosity is at its strongest. Within the first 60 minutes, it declines relatively quickly, but gradually thereafter. As a result, you can see the time display very clearly, even after five to six hours.